

EPDM High Torque Timing Belt

MegaTorque EP

MITSUBISHI



Brand New Versatile Tooth Profile !!



- Cord: Glass**
 - ▶ High Reliability
- Rubber: EPDM**
 - ▶ Temperature Range: $-40 \sim 120^{\circ}\text{C}$ ($-40 \sim 248^{\circ}\text{F}$)
 - ※Lowest temperatures for intermittent use
 - ▶ High Stiffness
 - ▶ Antistatic
 - ▶ Weight Reduction
 - ▶ Halogen Free

Tooth Fabric: Special treated Nylon
▶ Superior abrasion resistance

■ Tooth Profile: GP

GP tooth profile combines the advantages of H tooth profile, high torque transmission, and S tooth profile, smooth meshing with low friction and noise.

■ Applicable for H, GT™ and R pulleys

※"GT" is trademark or registered trademark of Gates Corporation.

■ Adaptability to small diameter pulleys

Minimum number of teeth: 22 teeth (GP8M) / 28 teeth (GP14M)

■ Energy Efficient



Toughness for severe conditions!!

MEGA TORQUE EP features high stiffness EPDM rubber and special treated nylon fabric with superior abrasion resistance. Thanks to these features, MEGA TORQUE EP with versatile tooth drives these applications under the severe conditions.

For HVAC



For Textile Machinery



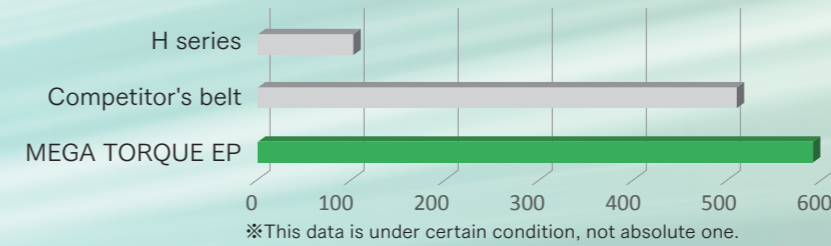
For Forestry Machinery



For Automotive Assembling Line

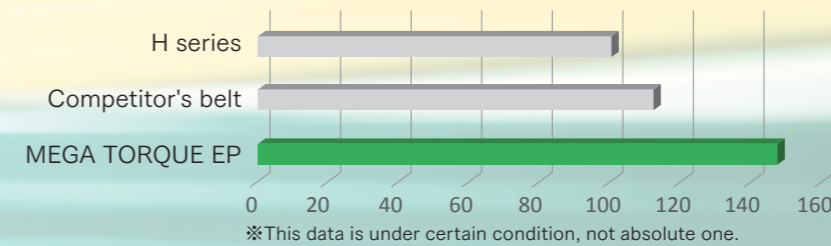


Durability



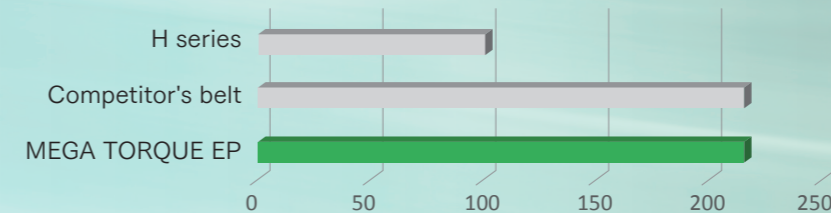
Thanks to high stiffness EPDM rubber and special treated nylon fabric, MEGA TORQUE EP is superior in durability than H series and competitor's belt.

Jumping Torque



Adopting new GP tooth profile and high stiffness EPDM rubber, MEGA TORQUE EP has a high jumping torque and prevents tooth jumping at quick acceleration and slowdown.

Power Rating



Adopting new GP tooth profile, high stiffness EPDM rubber and special treated nylon fabric, MEGA TORQUE EP's power rating is more than twice of the H series and almost equal to that of competitor's belt.

■GP8M (Tooth Pitch: 8mm)

Product Code

1512 MT GP8M 20 EP

Belt Length
(mm)

MEGA
TORQUE

Tooth Profile

Belt Width
(mm)

Specification
(EP)

Standard Belt Sizes

Product Code	Number of Teeth
560 MT GP8M	70
576 MT GP8M	72
600 MT GP8M	75
640 MT GP8M	80
720 MT GP8M	90
800 MT GP8M	100
840 MT GP8M	105
880 MT GP8M	110
920 MT GP8M	115
960 MT GP8M	120
1040 MT GP8M	130

Product Code	Number of Teeth
1064 MT GP8M	133
1104 MT GP8M	138
1120 MT GP8M	140
1160 MT GP8M	145
1224 MT GP8M	153
1200 MT GP8M	150
1280 MT GP8M	160
1440 MT GP8M	180
1512 MT GP8M	189
1584 MT GP8M	198
1600 MT GP8M	200

Product Code	Number of Teeth
1760 MT GP8M	220
1800 MT GP8M	225
2000 MT GP8M	250
2200 MT GP8M	275
2400 MT GP8M	300
2600 MT GP8M	325
2800 MT GP8M	350
3048 MT GP8M	381
3280 MT GP8M	410
3600 MT GP8M	450
4400 MT GP8M	550

■GP14M (Tooth Pitch: 14mm)

Product Code

2450 MT GP14M 40 EP

Belt Length
(mm)

MEGA
TORQUE

Tooth Profile

Belt Width
(mm)

Specification
(EP)

Standard Belt Sizes

Product Code	Number of Teeth
966 MT GP14M	69
994 MT GP14M	71
1120 MT GP14M	80
1190 MT GP14M	85
1260 MT GP14M	90
1302 MT GP14M	93
1344 MT GP14M	96
1400 MT GP14M	100
1568 MT GP14M	112
1610 MT GP14M	115
1750 MT GP14M	125
1778 MT GP14M	127
1890 MT GP14M	135

Product Code	Number of Teeth
1960 MT GP14M	140
2002 MT GP14M	143
2100 MT GP14M	150
2240 MT GP14M	160
2310 MT GP14M	165
2380 MT GP14M	170
2450 MT GP14M	175
2520 MT GP14M	180
2590 MT GP14M	185
2660 MT GP14M	190
2730 MT GP14M	195
2800 MT GP14M	200
3136 MT GP14M	224

Product Code	Number of Teeth
3150 MT GP14M	225
3304 MT GP14M	236
3360 MT GP14M	240
3500 MT GP14M	250
3850 MT GP14M	275
3920 MT GP14M	280
4144 MT GP14M	296
4326 MT GP14M	309
4410 MT GP14M	315
4578 MT GP14M	327
4956 MT GP14M	354



MITSUBOSHI BELTING LTD. GROUP