

EPDM High Torque Timing Belt

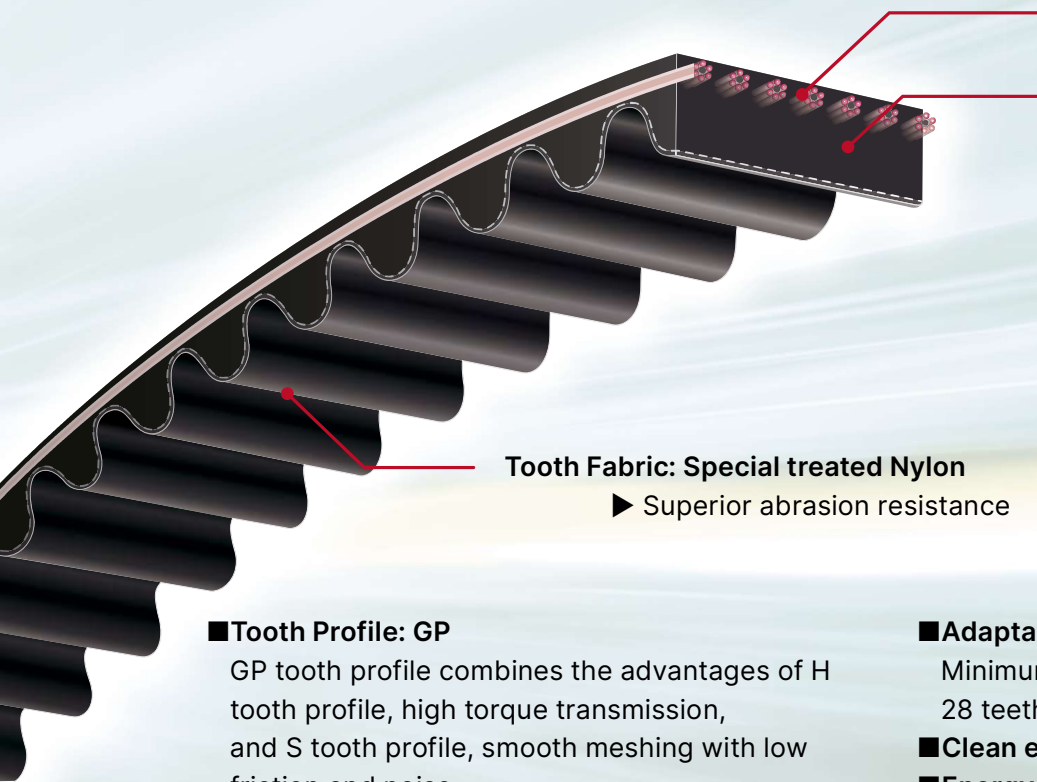
MegaTorque EP



MITSUBISHI



Brand New Versatile Tooth Profile!



Cord: Glass

▶ High Reliability

Rubber: EPDM

▶ Temperature Range: -40~120°C
(-40~248°F)

*Lowest temperatures for intermittent use

▶ High Stiffness

▶ Antistatic

▶ Weight Reduction

▶ Halogen Free

Tooth Fabric: Special treated Nylon

▶ Superior abrasion resistance

■ Tooth Profile: GP

GP tooth profile combines the advantages of H tooth profile, high torque transmission, and S tooth profile, smooth meshing with low friction and noise.

■ Applicable for H, GT™ and R pulleys

*"GT" is trademark or registered trademark of Gates Corporation.

■ Adaptability to small diameter pulleys

Minimum number of teeth: 22 teeth (GP8M) / 28 teeth (GP14M)

■ Clean energy alternative

■ Energy Efficient



Application Examples

Toughness for severe conditions...

MEGA TORQUE EP features high stiffness EPDM rubber and special tooth profile. Thanks to these features, the versatile tooth MEGA TORQUE EP

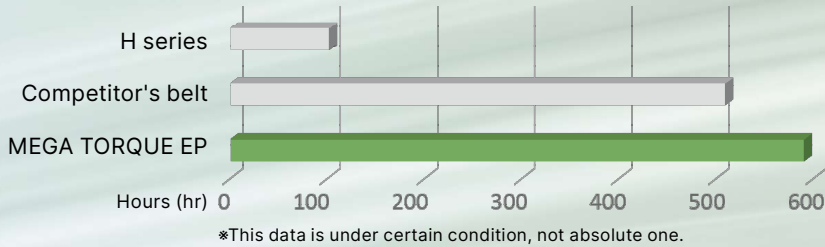
For HVAC



For Textile Machinery

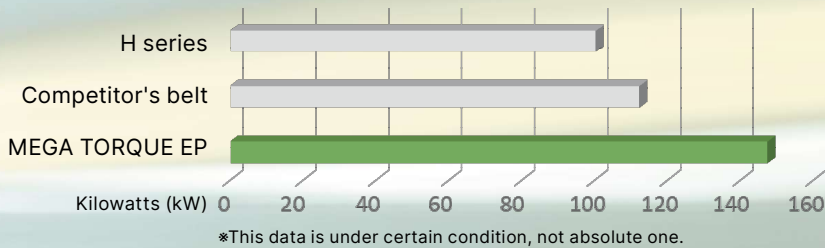


Durability



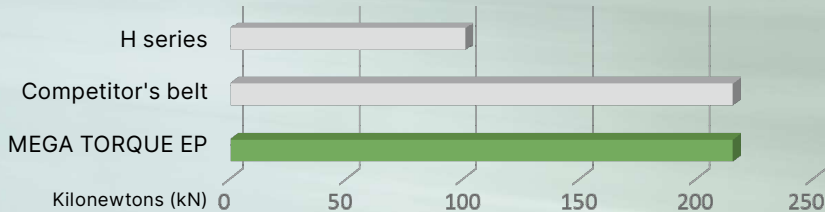
Thanks to high stiffness EPDM rubber and special treated nylon fabric, MEGA TORQUE EP is superior in durability than H series and competitor's belt.

Jumping Torque



Adopting new GP tooth profile and high stiffness EPDM rubber, MEGA TORQUE EP has a high jumping torque and prevents tooth jumping at quick acceleration and slowdown.

Power Rating



Adopting new GP tooth profile, high stiffness EPDM rubber and special treated nylon fabric, MEGA TORQUE EP's power rating is more than twice of the H series and almost equal to that of competitor's belt.

Special treated nylon fabric with superior abrasion resistance. can drive applications under severe conditions.

For Forestry Machinery



For Automotive Assembly Lines



Product Code & Size List

■GP8M (Tooth Pitch: 8mm)

Product Code **1512** **GP8M** **20**
 Belt Length (mm) Tooth Profile Belt Width (mm)

Standard Belt Sizes

Product Code	Number of Teeth	Product Code	Number of Teeth	Product Code	Number of Teeth
560 GP8M	70	1064 GP8M	133	1760 GP8M	220
576 GP8M	72	1104 GP8M	138	1800 GP8M	225
600 GP8M	75	1120 GP8M	140	2000 GP8M	250
640 GP8M	80	1160 GP8M	145	2200 GP8M	275
720 GP8M	90	1224 GP8M	153	2400 GP8M	300
800 GP8M	100	1200 GP8M	150	2600 GP8M	325
840 GP8M	105	1280 GP8M	160	2800 GP8M	350
880 GP8M	110	1440 GP8M	180	3048 GP8M	381
920 GP8M	115	1512 GP8M	189	3280 GP8M	410
960 GP8M	120	1584 GP8M	198	3600 GP8M	450
1040 GP8M	130	1600 GP8M	200	4400 GP8M	550

■GP14M (Tooth Pitch: 14mm)

Product Code **2450** **GP14M** **40**
 Belt Length (mm) Tooth Profile Belt Width (mm)

Standard Belt Sizes

Product Code	Number of Teeth	Product Code	Number of Teeth	Product Code	Number of Teeth
966 GP14M	69	1960 GP14M	140	3150 GP14M	225
994 GP14M	71	2002 GP14M	143	3304 GP14M	236
1120 GP14M	80	2100 GP14M	150	3360 GP14M	240
1190 GP14M	85	2240 GP14M	160	3500 GP14M	250
1260 GP14M	90	2310 GP14M	165	3850 GP14M	275
1302 GP14M	93	2380 GP14M	170	3920 GP14M	280
1344 GP14M	96	2450 GP14M	175	4144 GP14M	296
1400 GP14M	100	2520 GP14M	180	4326 GP14M	309
1568 GP14M	112	2590 GP14M	185	4410 GP14M	315
1610 GP14M	115	2660 GP14M	190	4578 GP14M	327
1750 GP14M	125	2730 GP14M	195	4956 GP14M	354
1778 GP14M	127	2800 GP14M	200		
1890 GP14M	135	3136 GP14M	224		



MITSUBOSHI BELTING LTD.

MBL (USA) CORPORATION
 601 Dayton Road
 Ottawa, Illinois 61350

www.mblusa.com
 mblusa.sales@mitsuboshi.com
 (815) 434-1282